



Arizona State University
School of Art, Herberger Institute for Design & the Arts

ARS 100: Online Course Syllabus
Fall Session B, 2018— (October 10 to November 30)
Section Line Numbers: 85488 & 75283
(3 Credits)

By your registration in this course, you are assumed to understand and agree to ALL policies within this syllabus. You are responsible for ALL the information contained within this document. Please read it carefully and check with the instructor if you have any questions.

It is strongly recommended that you read this syllabus at least twice and refer to it often.

This Course Is Copyrighted

The content of this course is protected. Students may not share outside the class, upload any of the course shell, discussion board, or website, or sell, or distribute course content, study guides, or notes taken during the conduct of the course (see ACD 304–06, “Commercial Note Taking Services” for more information), You are also prohibited from posting course notes/study guides on any social media sites.


INSTRUCTOR: Eileen Engle
Contact Information: Email: Eileen.Engle@asu.edu

OFFICE HOURS/ By appointment only & via skype—please email for an appointment
LOCATION: Tempe Campus, School of Art Building, Room 259

ACCESSING This course is offered through the ASU Herberger Online system
THE COURSE

LOGGING IN: **Ways to login:**
<https://introtoart100.hol.asu.edu> (You may have to copy & paste the link)
or
There is also a link to our course website on your MyASU.

PRE-REQUISITES: Non-art majors; credit is allowed for only ARS 100, or 300.
No credit for this course if you have taken ARS 300



COURSE OVERVIEW

OBJECTIVES—Student Learning Outcomes:

1. To understand the motivations behind and significance of art in human society;
2. To learn the basic elements and principles of design in the visual arts and to learn major categories of 2-dimensional / 3-dimensional media;
3. To recognize stylistic, thematic, and influential relationships among artworks;
4. To reach a level of dynamic engagement with art objects, viewing them as expressions of a particular cultural moment, as well as to increase your ability to reflect on the bases of our own art judgments.

COURSE DESCRIPTION:

ARS 100 is designed to communicate to non-art majors the relevance of art by combining discussions of the language and elements of art with critical thinking. The course will provide an introduction to the understanding and enjoyment of art through the study of painting, sculpture, architecture, design, photography and the decorative arts. An emphasis is placed on contemporary topics and cultural diversity in the arts. Students will develop familiarity with a variety of media and techniques and the effects of those visual components on the viewer along with learning art-related terminology that will be useful in articulating what they perceive in an artwork.

The first part of the course centers on information about how a work of art is conceived and constructed using the visual elements, design principles, composition, content, style, and symbolism. This formal analysis will lend insight into the complex factors contributing to the making of works of art, and will enable students to recognize stylistic, thematic, and influential relationships among artworks. The second part of the course is devoted to a brief chronological overview of the history of art in the western world and beyond since ancient times.



Please email me at Eileen.Engle@asu.edu. Typically, I answer emails relatively quickly through Monday-Friday between the hours of 8:00 AM to 8:00 PM.

Emails are not usually answered over the weekends or during holidays.

If you do not receive a reply from me within 12 hours of sending your email, then I did not receive it. Please resend directly to the above email address.

- The University requires you to use your ASU email account that is registered in your name for all course correspondence. Per ASU policy, I am not able to discuss student-related issues through any non-ASU addresses, such as Gmail.
- It is YOUR responsibility to ensure that your email account is working. Please do not email via Blackboard!
- Please include the course number (ARS 100 Online) in the subject field of all email correspondence as well as a clear and concise message.
- Please be sure to include your first and last name in all your email correspondence
- Please maintain a polite tone in your email—see Netiquette below
- If you have any questions or concerns, I encourage you to let me know right away. Please don't wait until end of the semester to ask for help.


Netiquette—online netiquette is a social code that defines “good” online behavior. It is something to keep in mind during your online course interactions. Writing may be the only means of communication you have with the instructors, so it is especially important to do this effectively. Follow the guidelines in the link below to leave your mark as a knowledgeable, respectful and polite student who is also positioned to succeed professionally. Tips for appropriate netiquette can be found here:

<https://asuonline.asu.edu/newsroom/online-learning-tips/netiquette-online-students>.

Computer, Internet, and Electronic Communications Policy:

<http://www.asu.edu/aad/manuals/acd/acd125.html>

REQUIRED BOOK



Title: *Understanding Art*
Author: Lois Fichner-Rathus
Edition: 11th
Price: \$80
eBook Version

To Buy directly from the Publisher:

Use this link:

www.cengagebrain.com/course/2886516



- ❖ Cengage Unlimited for students who are taking more than one course using Cengage textbooks. Use this number: 9780357700037
- ❖ **NOTE: we do NOT use MindTap in this course; however, for those students who which to use it, may do so.**

To Buy through ASU Bookstore

Use this link:

https://www.bkstr.com/ProductDisplay?urlRequestType=Base&catalogId=10001&categoryId=9604&productId=76384424&errorViewName=ProductDisplayErrorView&langId=-1&top_category=&parent_category_rn=&storeId=196905

Or, you can visit the bookstore homepage (<http://bookstore.asu.edu>) and type "Fichner Understanding" in the search box and the listing will pop right up (must be 11th edition).

ACCESSING the eBook

COURSE ACCESS KEY: MTPN6ZHPW037

- (this is NOT our course website, it's just for the eBook)
Enter the eBook through this link or the course key
Link: <https://www.cengage.com/dashboard/#/course-confirmation/MTPN6ZHPW037/initial-course-confirmation>

Questions/problems with access – email Connie.zimmerman@cengage.com

- **Repeat: The eBook site is NOT our course website. This is just the site from which you purchase the eBook.**
- Please note: NOT having the eBook is NOT an acceptable excuse for missing an exam!

Accessing eBook page numbers:

You can select the magnifying glass option on the eBook view. For example, you can search 87 (in reference to page 87). The eBook will locate that search field criteria



Exams/Syllabus Quiz	OPENS	CLOSES
<u>UNIT 1</u>		
Syllabus Quiz	10:00 AM, Thursday, October 11	2:00 PM, Friday, October 12
Quiz 1	10:00 AM, Thursday, October 18	2:00 PM, Friday, October 19
Exam 1	10:00 AM, Monday, October 22	2:00 PM, Tuesday, October 23
Discussion Topic	2:00 PM, Friday, October 12	2:00 PM, Tuesday, October 23
<u>UNIT 2</u>		
Quiz 2	10:00 AM, Thursday, November 1	2:00 PM, Friday, November 2
Exam 2	10:00 AM, Monday, November 5	2:00 PM, Tuesday, November 6
Discussion Topic	2:00 PM, Tuesday, October 23	2:00 PM, Tuesday, November 6
<u>UNIT 3</u>		
Quiz 3	10:00 AM, Tuesday, November 13	2:00 PM, Wednesday, November 14
Exam 3	10:00 AM, Thursday, November 15	2:00 PM, Friday, November 16
Discussion Topic	2:00 PM, Tuesday, November 6	2:00 PM, Friday, November 16
<u>UNIT 4</u>		
Quiz 4	10:00 AM, Tuesday, November 27	2:00 PM, Wednesday, November 28
Exam 4	10:00 AM, Thursday, November 29	2:00 PM, Friday, November 30
Discussion Topic	2:00 PM, Friday, November 16	2:00 PM, Friday, November 30
Extra Credit Quiz	2:00 PM, Friday, November 16	2:00 PM, Friday, November 30

WHAT'S COVERED ON EXAMS



Use the study guides for each Unit to guide your focus of study

UNIT 1 (Lectures & Chapters 1, 2, 3, 4, 5, 6)

Syllabus Quiz: is over the content of the syllabus only

Quiz 1: First 6 chapters of the textbook & All Unit 1 Lecture Videos

Exam 1: The First 6 Chapters of the textbook & All Unit 1 Lecture Videos (it's not as bad as it sounds)

Discussion Topic: Will be based on Unit 1

UNIT 2 (Lectures & Chapters 7, 8, 9, 10)

Quiz 2: Chapters 7, 8, 9, 10, & All Unit 2 Lecture Videos

Exam 2: Chapters 7, 8, 9, 10, & All Unit 2 Lecture Videos

Discussion Topic: Will be based on Unit 2

UNIT 3 (Lectures & Chapters 11, 12, 13)

Quiz 3: Chapters 11, 12, 13, & All Unit 3 Lecture Videos

Exam 3: Chapters 11, 12, 13, & All Unit 3 Lecture Videos

Discussion Topic: Will be based on Unit 3

UNIT 4 (Lectures & Chapters 14, 15, 17)

Quiz 4: Chapters 14, 15, 17, & All Unit 4 Lecture Videos

Exam 4: Chapters 14, 15, 17, & All Unit 4 Lecture Videos

Discussion Topic: Will be based on Unit 4

Extra Credit Quiz: *How Art Made the World Video—Once Upon a Time*, is over this video

(approximately 1 hour long): While listening to the video, keep track of the sequence of how stories were developed. Know the names of the different stories as well as other pertinent information.

-
- There are multiple versions of each exam, so students will receive a different version of the test. Your course site activities are randomly screened for evidence of collaboration and cheating. Be assured, there are numerous safeguards to ensure the integrity of each exam.

GRADING CRITERIA

Grading is on a standard scale based on a possible 460 points:

A+	460-444	B+	411-398	C+	365-352	E	273-0
A	443-431	B	397-385	C	351-320		
A-	430-412	B-	384-366	D	319-274		

<i>Syllabus Quiz</i>	<i>20 points</i>
<i>4 Exams (80 points each)</i>	<i>320 points</i>
<i>4 Quizzes (20 points each)</i>	<i>80 points</i>
<i>4 Discussions (10 pts each)</i>	<i>40 points</i>
Total	460 points
<i>(Extra Credit 20 points)</i>	

- **Grading is based upon points (NOT percentages)**
- **Grades are earned, so even if you are one point short of your desired grade, you will NOT be given unearned points.**

COURSE FORMAT & REQUIREMENTS

THIS COURSE IS COMPLETELY ONLINE

The course is broken into four (4) units. Within each unit, lectures consist of 10 to 15-minute segments; they can be repeated or paused at any time so you may take notes.

This is a full 16-week course that has been condensed into 7.5 weeks. The same amount of information is covered as in an on-campus course, so it moves quickly.

Unit 1 opens as soon as the course begins. All video lectures are located in the Classroom “page”.

- ❖ **Keep in mind that you cannot access the course content/lectures while taking assessments**
- ❖ **Please note: the course content includes images of nudity**
 - After each unit there is an exam.

- **No exam will be dropped.**
- Exams should be treated as if you were taking them in a 'regular' classroom environment. Therefore, you are **NOT** allowed to use your eBook, notes, or study guides while taking exams/quizzes.

Technical Requirements

- You will need a standard laptop or desktop computer to access your classes. A mobile device, tablet or netbook will not provide the access and functionality necessary for ASU Online courses.
- High-speed internet is needed as most ASU Online courses use multimedia tools that are best viewed with high-speed internet, so having the proper connection is essential.
- You should have at least two browsers on your computer. Any browser will work, though preferred browsers are [Chrome](#) and [Firefox](#), which can be downloaded free
- Be sure you take time to explore MyASU. There you will find access to Google Drive (My Drive), where you can share Google documents, presentations, spreadsheets, and more. You will also have access to additional software provided at no cost through My Apps at MyASU.

IMPORTANT NOTE: You are advised NOT to use mobile devices such as phones and tablets to take exams and quizzes. Technical support will be UNABLE to help you if you choose to use a mobile device when completing an assessment!

- All times related to exams quizzes have set deadlines, and open and close at specific times. **Do not assume that exams will always be on the same day.** Set your cell phone/computer, or any other electronic device to alert you of the time/date.
- You will **not** be notified of assessment deadlines

4 Exams: All exams are 60 minutes. Exams are open for 28 hours.

Each exam has 40 multiple choice questions, each worth 2 points for a possible total of 80 points per exam. In total, there are 4 exams for a possible grand total of 320 points.

- Once an exam/quiz has been opened/started before the closing deadline, even if it's a minute before, you will still have the full 60 minutes to complete it.

Exams are **not** comprehensive and will include only the material covered since the previous exam. Questions are drawn from the lectures, their associated readings, and study guide. Exams will generally comprise of multiple-choice questions.

4 Quizzes: All quizzes are 20 minutes. Quizzes are open for 28 hours.

Each quiz has 10 multiple choice questions, each worth 2 points for a total of 20 points. In total, there are 4 quizzes for a grand total of 80 points. Questions are drawn from the lecture, its associated readings, and study guides.

Syllabus Quiz: 20 minutes to complete it. It will remain open for 28 hours

This quiz is only over the syllabus. There are 20 multiple choice questions each worth 1 point for a total of 20 points.

Discussion Topic Questions: 4 Topics. Due to the nature of this assessment, and the length of time it remains open, **NO make-ups are permitted.**

There is one discussion question per unit for a total of 4 topics. There are no right or wrong answers in this component, but **for a well-thought-out response, and 2 meaningful responses to your follow students' posts**, you will automatically earn 10 points per unit for a grand total of 40 points. **However, points may later be deducted for infractions, etc., see discussion rubric below.**

- You will not be able to view other student responses until you have first submitted your thoughts. **If you “accidentally” login before you are ready to post, you will be deducted 2 points, as this gives you an unfair advantage.**
- Do not correct others, even if you follow the rules of netiquette and use good manners. Just because you don't agree with a student's post does not mean that he or she is wrong. Instead, offer a different perspective.
- Practice professionalism. Be mindful of how you sound online; others will likely judge the tone and quality of your writing, so reread your posts and edit for clarity and mechanics.

Discussion Rubric

Points	10	7	3	0
Quality of Post	<ul style="list-style-type: none"> • Appropriate comments: thoughtful, reflective, and respectful of other's postings. • Shows serious contemplation of readings/lectures. • Provides 2 meaningful responses to at least 2 follow students' posts. • Uses at least 5 full- complete sentences 	<ul style="list-style-type: none"> • Appropriate comments and responds respectfully to other's postings • Uses less than 4 full-complete sentences. • Provides 2 meaningful Responses to at least 2 follow students' posts. 	<ul style="list-style-type: none"> • Responds, but with minimum effort. • Uses less than 3 sentences. • Thoughts are not clear or concise. • Provides 2 meaningful Responses to at least 2 follow students' posts. 	<ul style="list-style-type: none"> • No posting or is disrespectful in post, uses profanity or plagiarizes • Does not respond to 2 peer posts
Relevance of Post	<ul style="list-style-type: none"> • Posts topics related to discussion topic; prompts further discussion of topic 	<ul style="list-style-type: none"> • Posts topics that are related to discussion content 	<ul style="list-style-type: none"> • Posts topics which do not relate to the discussion content; makes short or irrelevant remarks 	<ul style="list-style-type: none"> • No posting or is disrespectful in post, uses profanity or plagiarizes

CAUTION: EXAM/QUIZ VIOLATIONS

- **Do NOT navigate away from an exam or quizzes once you've opened it for any reason!**

No other Web pages or computer should be open while taking an exam/quiz. Accessing, or trying to access course lectures or any other course page while you are taking an exam/quiz or opening new browsers, etc., will log you out of the exam/quiz and will invalidate the exam/quiz session. If you do navigate away/leave or open any of the course content, you will be in violation of the Academic Honesty Code and will result in a zero-grade for that particular exam/quiz--**NO**

EXCEPTIONS.

- **All violations of this policy detected during the semester will be sanctioned, even if the exam/quiz has already been submitted**
- The course platform logs all account activity including any attempts to access the site, the date and time of each request, which part of the course website is accessed, how long you were on the page, and from what IP address and browser your request originated. So, Herberger Online can tell if you leave an exam/quiz while it is open.
- **Do NOT refresh or reload the exam/quiz page**
- ❖ **Do NOT take screenshots of ANY of the course site unless asked to do so by the technical support team.**
- ❖ **If you encounter technical issues while taking an exam/quiz do NOT submit the exam/quiz!** Log out and contact tech support (see under Technical Difficulties for details)

CAUTION: OVERTIME PENALTY POINTS

- **For every minute you go over the time allotted, one (1) point will be deducted from your score—regardless of reason —no exceptions to this policy!**
- Exams/quizzes have a countdown timer for the allotted time only--60 minutes for exams & 20 minutes for quizzes including the extra credit and syllabus quiz.
- **The countdown timer will NOT keep track of overtime—the official Herberger Online server is used in overtime calculations.** It is your responsibility to note the time you started the assessment and keep track of the elapsed time to ensure that you do not go over the posted time limit.
- **Always use/have a backup timer.** The countdown timer is independent from the course. If you find it isn't working when you open the exam/quiz, use your own timepiece.
- A faulty countdown timer is not a reason to be excused from penalty points
- You can complete the exam/quiz without the timer even working (it's not tied to the exam in any way, it's just a visual aid to show you how much time you have used)
- If you are taking this course or exams outside of Tempe, Arizona, you are responsible for knowing what time it is in ASU's Tempe, Arizona campus.
- It does not matter what your personal timepiece says; **the only official time is the time on the Herberger Online server hosting your exam.**

CAUTION: AGAINST COLLABORATION

Exams/quizzes MUST be taken alone. Just like in any 'regular' classroom, you cannot work with or collaborate with anyone while taking and exams/quizzes.

- To avoid the appearance of collaboration, do NOT use the same computer with anyone in this course.
- If you have any questions regarding what constitutes collaboration, please let me know.



- **If you miss an exam/quiz please request a makeup as soon as possible.**
- **Makeups are not re-takes, redo's or do overs. Makeups are scheduled when a student misses the deadline for exams or quizzes.**
- **No makeups are permitted for discussion topics or the extra credit quiz.**

Full-Credit Documented Reason:

Make-Ups The exams/quizzes are open for 28 hours. If for any reason you miss any exam/quiz, you may be permitted to take a make-up exam/quiz for full-credit if you present formal documentation within 1 week of the missed exam stating you were incapacitated for the entire 28 hours the exam was open. This does not apply to Exam 4. For Exam 4, you'll have up to 24 hours only after the close of the course to submit documentation. Formal documentation **MUST** clearly state your name and the dates you were incapacitated.

Documentation is subject to verification.


Formal documentation does not include vacations, vacation delays, work related travel, or any work-related reasons, misunderstanding of the test dates, undocumented emergencies, being out of the country, unable to access a computer/Internet, or faulty memories, etc. A newspaper clipping of a death/funeral is not formal documentation, nor are airline tickets, and will not be accepted. **Documentation should be official, such as a doctor's note, Military letter from your commander, etc. The fact that you submit a doctor's note, etc., does not mean you will automatically be given a full-credit make-up exam/quiz.**

- **Submitting falsified documentation will result in a failing grade for the course with an academic dishonesty**

Partial-Credit Undocumented Reason: If you do not have a documented

Make Ups: reason for missing an exam/quiz, you may still request a make-up, but for partial credit—twelve (12) points will be deducted from the exam and 5 points from a quiz.

- **You may request a partial-credit make-up for ANY & ALL missed exams/quizzes (except discussion topics & extra credit quiz) at any point during the semester.**



ONLINE COURSE EXPECTATIONS

IMPORTANT: This is an online course delivered entirely via the internet. You should proceed with this course only if you have previous computer and internet experience and you're willing and able to assume the added personal responsibility of completing an online course.

- It is your responsibility to ensure you have adequate computer resources and fast enough internet service to view course materials, use the required multimedia eBook, and complete all online activities, screenings, assignments, etc.
- If your computer or internet service malfunctions at any time during the semester, it is your responsibility to locate adequate resources elsewhere or to withdraw from the course.
- It is strongly recommended that you do not wait until the last minute to submit your assessments, just in case of internet service disruptions at your location or other technical problems. Requests for extensions due to computer or internet malfunctions will not be granted.

ATTENDANCE & ABSENCE POLICY:

Attendance and participation for the duration of the course is mandatory. As an online course participant your attendance and absences are based on active participation in timely submission of assessments.

Students may be excused for the observance of religious holidays and university-sanctioned activities. However, absence from class or examinations due to religious holidays or university-sanctioned activities in accord with ACD 304–02 or ACD 304-04

(<http://www.asu.edu/aad/manuals/acd/acd304-04.html>) does not relieve students from responsibility for any part of the course work required during the period of the absence.

Students should inform the instructor early in the semester of upcoming scheduled absences and immediately upon learning of unscheduled required class absences. Reasonable accommodation to make up missed exams/quizzes or other required assignments will be made. Consult the instructor BEFORE the absence to arrange for this accommodation.



EXTRA CREDIT

- **The extra credit is worth 20 points**
- **NO makeups are permitted for the extra credit quiz**
- This opportunity is in Unit 4. This is the only extra credit available—No Exceptions!
- **20 minutes to complete the quiz.**

While listening to the video, keep track of the sequence of how stories were developed as well as other pertinent information. Know the names of the different stories as well as other pertinent information.

This extra credit will help boost your grade, it cannot hurt your grade! So be sure to do it. To earn the twenty (20) points, you will watch a video—and then answer five (5) multiple choice questions that relate to the viewed material. Each correct answer is worth 4 points. The video is approximately 1-hour long. **You MUST watch the video before answering the questions.**

- Your computer must be capable of playing movie files. If not, you must use a computer on campus. If you encounter technical difficulties downloading the video please contact the **The Herberger tech support** right away. Any issues must be resolved before the extra credit opportunity closes.



STUDY GUIDES

STUDY GUIDES: To help facilitate your focus of study you will find study guides for each unit on the course website. The guides will help you summarize the right information, so you can spend more time reviewing and not studying for the sake of studying. They will also help you determine your test readiness. If you know the definitions and information on the guides, you should do really well on the exams/quizzes.



TIME MANAGEMENT

Online classes provide the flexibility of “attending” class at the time that is most convenient for you, but you should still plan a schedule for each class. Keep in mind there are set deadlines for assessments. Online courses are just as rigorous as in-person courses, so expect your coursework to be challenging but rewarding.

- For 7.5-week sessions, you should plan for 18 hours of coursework per week for every 3 credits.

All due dates and times are in accordance with Tempe, Arizona time. It is strongly recommended you login daily. This will help ensure you keep up with your studies and do not miss deadlines.

TECHNICAL DIFFICULTIES



Technical Support

Please do not contact your instructor with technical questions. Herberger Online handles all technical questions and issues that may arise in this course.

Please contact the support team immediately if you encounter technical issues while completing an assignment and you are unable to resolve the problem and cannot reset your work.



The Herberger Online support team is available to assist you 24 hours a day, 365 days a year.

You may reach them anytime at:

- holsupport@asu.edu
- 1-888-298-4117
- 480-965-3057 (International)

When contacting support, please provide:

- The name of this course (ARS 100) and your full name
- The title(s) of any assignment(s) you're having trouble with
- A brief description of the problem
- Detailed, step-by-step instructions to reproduce the problem

- ❖ **Critical information:** **DO NOT SUBMIT THE EXAM/QUIZ or Extra Credit/syllabus Quiz if you experience computer or technical problems during an exam/quiz, -- exit your browser without submitting the exam/quiz (see guidelines below under Reset.). If an exam /quiz is submitted, the grade stands—no exceptions!**

Repeat Important Note: **You are advised NOT to use mobile devices such as phones and tablets to take exams/quiz. Technical support will be UNABLE to help you if you choose to use a mobile device when completing an assessment!**

ONLINE ACTIVITY LOGS:

All course activity is logged by the Herberger Online servers, and those logs are regularly reviewed by the Herberger Online during the course of normal business. These logs contain all requests you make while visiting the site: every image, video, web page, etc. Each request is logged with the time, down to the second, when it was made. If you contact your instructor, or Herberger Online, about a technical issue, these logs will be reviewed as part of that process.



Reset: Only one (1) reset is allowed for the entire semester. However, always contact tech support if you run into any tech issues—even if you’ve used your reset—tech support will work with you.

- A reset is **NOT** the same as a make-up or retake (retakes/do-overs are not permitted). A reset is for when you experience technical difficulty and have **NOT** submitted the exam/quiz. **Once you submit the quiz/exam, no reset is permitted, and the grade stands—no exceptions.**
- **Note:** Exams/quizzes that have been submitted **CANNOT** be reset, and the grade will stand as posted.

If you experience any computer or technical problems, exit your browser without submitting your exam/quiz; you may then reopen the website and log back into the exam. The system will allow you to reset your own exam/quiz if you have not already used your reset or submitted that exam/quiz.

- No matter how much of the previous exam/quiz you took, you will be given a new exam/quiz.



Important Add/Drop Deadline Dates:

All dates are subject to change without notice; it is your responsibility to double check these dates.

Classes Begin	October 10, 2018
Drop/Add Deadline (without college approval)	October 11, 2018
Tuition & Fee 100% Refund Deadline	October 16, 2018
Course Withdrawal Deadline	October 30, 2018
Complete Session Withdrawal Deadline	November 30, 2018
Veterans Day—University Closed	November 12, 2018
Thanksgiving Holiday—University Closed	November 22-23, 2018

For additional university deadlines and important dates for the fall 2018 term, please visit: students.asu.edu/fall-academic-calendar



WITHDRAWAL FROM COURSE: You will not be dropped from this course.

If you are unable to complete the course, it is your responsibility to arrange for withdrawal from the class. You will NOT be automatically withdrawn for non-participation, non-attendance and/or for not successfully completing the requirements of the course, and unless you are officially withdrawn from the course, you will receive a final grade based upon the total points you have earned for the semester.

Students are required to pay all tuition and fees for any registered course unless enrollment is officially cancelled during the 100% refund period. Please visit the Academic Calendar to review the withdrawal deadlines for this semester. For more information on Drop/Add and Withdrawal visit: <https://students.asu.edu/drop-add>

Consistent with ASU policy, withdrawals will be handled as per the following guidelines:

Withdrawal before the end of the fourth week: A “W” will be recorded if you have a passing grade at the time of withdrawal. An “E” will be recorded if you have a failing grade at the time of withdrawal.

- **If you wish to withdraw from this course for any reason, it is your responsibility to do so by **October 11, 2018**.** If you do, please refer to the University catalogue for proper withdrawal procedures to avoid a failing grade. Course registration changes are processed through My ASU: <http://my.asu.edu> and or <https://students.asu.edu/drop-add>

NOTE: Students are responsible for knowing all drop/add/withdrawal dates. Please pay special attention to the last date you can drop/withdraw.

The academic calendar and important dates can be found here:
<https://students.asu.edu/academic-calendar>

LECTURE FORMAT & READING ASSIGNMENTS

You must listen to all lectures. Some lectures may have several parts. You must read the focus readings corresponding to each lecture. The readings for various lecture topics are listed below and on our course website. It is strongly suggested that you read **all** the notated pages **before** you watch the relevant lectures; the lectures will make more sense if you have read the text first.

Use the study guides as your focus of study as you do the readings

Unit 1: (Chapters: 1, 2, 3, 4, 5, 6)

These lectures provide a comprehensive discussion of the visual elements of art, principles of design, and style, form, and content—a formal analysis. They will equip students with key content and formal terms to help build a foundational vocabulary for discussing art.

Course Introduction

Lecture 1a: What is Art?

Lecture 1b: The Functions of Art

Lecture 2: The Visual Elements of Art

Reading: Chapter 2—Line & Shape: pp. 19-37

Chapter 3—Light & Color: pp. 39-53

Chapter 4—Texture & Pattern: pp. 55-58

Chapter 5—Space, Time, and Motion: pp. 63; pp. 66-67; pp. 69-81

Lecture 3: The Principles of Design

Reading: Chapter 6—Principles of Design: pp. 83-92; pp. 94-104

Lecture 4: Style, Form, & Content: The Language of Art

Reading: Chapter 1: Understanding Art—pp. 3-17

Unit 2: (Chapters: 7, 8, 9, 10)

These lectures explain how artists combine the visual elements and design principles of art to create two-dimensional compositions.

Lecture 5: Drawing

Reading: Chapter 7: Drawing—pp. 107-116

Lecture 6: Painting

Reading: Chapter 8: Painting—pp. 121-131

Lecture 7: Printmaking

Reading: Chapter 9: Printmaking & Graphic Design—pp. 133-147

Lecture 8: Photography

Reading: Chapter 10: Imaging: Photography—pp. 149-162

Unit 3: (Chapters 11, 12, 13)

These lectures discuss the opportunities and issues provided by three-dimensional art forms.

Lecture 9: Sculpture

Reading: Chapter 11: Sculpture, Installation, Site-Specific Art, & 3D Design—pp. 179-205

Lecture 10: Site Specific Art

Chapter 11: Sculpture, Installation, Site-Specific Art, & 3D Design—pp. 179-205

Lecture 11: Architecture

Reading: Chapter 13—Architecture & Urban Design—pp. 225-239

Lecture 12: Craft & Design

Reading: Chapter 12—Craft Arts—pp. 207-219

Unit 4: (Chapters 14, 15, 17)

These lectures contain a solid core of art history on the development of art from ancient times to the Renaissance. Lecture 16 briefly introduces art traditions from many different cultures. During these several lectures we will examine the art object as a series of decisions that an artist made. We will discuss and describe, explain, and interpret, where possible, those decisions and why the artist may have made them.

Lecture 13: The Art of the Ancients

Reading: Chapter 14—Art of the Ancient World—pp. 247-254; pp. 256-263; pp. 269-271

Lecture 14: Classical Art of Greece & Rome

Reading: Chapter 15—Greece, Rome—pp. 275-290; pp. 292-301

Lecture 15: The Renaissance


Reading: Chapter 17—The Renaissance—pp. 353-382

Lecture 16: Non-Western Perspectives

Reading: pp. 333-350—pp. 384-389 (Africa, India, China, Japan, The Americas)

Conclusion

Extra Credit: one video approximately 1 hour long



**SPECIAL
ACCOMMODATIONS &
OTHER RESOURCES**

SPECIAL ACCOMMODATIONS/DISABILITY SUPPORT SERVICES:

Students with disabilities must have an equally effective and equivalent educational opportunity as those students without disabilities. Students experiencing difficulty accessing course materials because of a disability are expected to contact the course instructor so that a solution can be found that provides all students equal access to course materials and technology. Qualified students with disabilities who will require disability accommodations in this class are encouraged to make their requests to me at the beginning of the semester either email or by appointment. It may be difficult to make accommodations retroactively. Note: Prior to receiving disability accommodations, verification of eligibility from the Disability Resource Center (DRC) is required. Disability information is confidential.

Students who feel they will need disability accommodations in this class but have not registered with the Disability Resource Center (DRC) should contact DRC immediately. Students should contact the Disability Resource Center on the campus that your class is being held. Campus-specific location and contact information can be found on the DRC website. DRC offices are open 8 a.m. to 5 p.m. Monday – Friday. Check the DRC website for eligibility and documentation policies (<https://eoss.asu.edu/drc>)

To request academic accommodations due to a disability, please contact the ASU Disability Resource Center (<http://www.asu.edu/studentaffairs/ed/drc/#> ; Phone: (480) 965-1234; TDD: (480) 965-9000); or email DRC@asu.edu. Their website is: <http://eoss.asu.edu/drc>.

STUDENT SERVICES & RESOURCES:

You will find a list of student resources at: <https://tutoring.asu.edu/student-resources>. Resources included are advisement, registration, financial aid, disability services, counseling, tutoring, library, and more.

THE WRITING CENTER:

Students have access to Academic Support Programs including tutoring and the writing center. Information on these resources can be found here: <https://tutoring.asu.edu/>.

COUNSELING & CONSULTATION:

Students have access to Counseling & Consultation services. Information on this can be found here: <https://eoss.asu.edu/counseling>.

HEALTH AND WELLNESS:

Students have access to Health and Wellness service. Information on this can be found here: <https://eoss.asu.edu/health>, <https://wellness.asu.edu/>.

LEARNING RESOURCES CENTER:

<http://www.asu.edu/vpsa/lrc/>

Link to Online Academic Support Services:

<http://www.asuonline.asu.edu/student-resources/student-service>.

ACCOMMODATION FOR RELIGIOUS PRACTICES & UNIVERSITY SANCTIONED ACTIVITIES

Please notify me at the beginning of the semester about the need to be absent from class due to religious observances or university sanctioned activities.

Missed Classes Due to University Sanctioned Activities:

<http://www.asu.edu/aad/manuals/acd/acd304-02.html>

Accommodations for Religious Practices:

<http://www.asu.edu/aad/manuals/acd/acd304-04.html>

The following numbers might be useful:

- Counseling Services (Tempe campus) (480) 965-6146
- Impact 24 Hour Crisis Line (480) 921-1006
- Health Services (480) 965-3349
- Student Success Center (480) 965-9072
- Student Rights and Responsibilities (480) 965-6547
- Disability Resource Center (480) 965-1234



ACADEMIC INTEGRITY

STUDENT RIGHTS & RESPONSIBILITIES:

Students must abide by all the requirements stated in this syllabus. In addition, all students should be aware of their rights and responsibilities at Arizona State University. Please reference the college catalog and student handbook for student rights and responsibilities.

These can be found here:

http://herbergerinstitute.asu.edu/students/undergrad/documents/students_handbook.pdf

STUDENT CONDUCT:

ASU adheres to a university-wide Student Code of Conduct. The philosophy behind this policy states: The aim of education is the intellectual, personal, social, and ethical development of the individual. The educational process is ideally conducted in an environment that encourages reasoned discourse, intellectual honesty, openness to constructive change and respect for the rights of all individuals. Self-discipline and a respect for the rights of others in the university community are necessary for the fulfillment of such goals. The Student Code of Conduct is designed to promote this environment at each of the state universities. You are expected to treat your instructor and your fellow classmates with respect and kindness. In all correspondence and in Discussion Board postings, you should show respect for the viewpoints of others who may disagree with you or see things from a different perspective. Criticizing, ridiculing, insulting, or belittling others will not be accepted. Keep in mind that electronic communications do not have the advantage of nonverbal cues that are so much a part of interpersonal communication. Humor or satire can sometimes be misinterpreted in strictly electronic communication forums.

Students are expected to adhere to the [ASU Student Code of Conduct](#). Besides academic performances, students should exhibit the qualities of honesty and integrity. Every student is expected to produce his/her original, independent work. Any student whose work indicates a violation of the ASU Academic Misconduct Policy including cheating, plagiarism, and dishonesty will be subject to disciplinary action. Plagiarism is defined as deliberately passing off someone else's words or ideas as your own. All necessary and appropriate sanctions will be issued to all parties involved with plagiarizing any and all course work. Plagiarism and any other form of academic dishonesty that is in violation with the Student Code of Conduct will not be tolerated. Arizona State University and the Herberger Institute for Design and the Arts expect the highest standards of academic integrity from all students. Failure to meet these standards may result in suspension or expulsion from the university or other sanctions as specified in the University Student Academic Integrity Policy. For more information, please see the ASU Student Academic Integrity Policy" <http://provost.asu.edu/academicintegrity>.

Per ASU policy, a student may not avoid the consequences of academic dishonesty by withdrawing from a course, and may be placed back in the course in order to face sanctions resulting from academic integrity violations. You are responsible for abiding by this policy.

The ASU student [academic integrity policy](#) lists violations in detail. These violations fall into five broad areas that include but are not limited to:

- Cheating on an academic evaluation or assignment
- Plagiarizing
- Academic deceit, such as fabricating data or information
- Aiding academic integrity policy violations and inappropriately collaborating
- Falsifying academic records

Consequences to an Academic Dishonesty:

There are serious consequences to receiving an academic dishonesty. Failure of any student to meet these standards/policies may result in:

- Expulsion from the University without expectation of readmission;
- Suspension from the University for a specific period of time;
- A grade of "XE". No student with an XE grade on his or her transcript shall be permitted to represent the University in any extracurricular activity or to run for or hold office in any recognized student organization.
- The XE grade will be recorded on the student's official and unofficial transcript with the notation "failure due to academic dishonesty."
- Reduction in grade, or assignment of a failing grade

I sanction any incidents of academic dishonesty in my courses using University and HIDA guidelines. Should you have any question about whether or not something falls subject to this clause, feel free to contact me or review the university policy on academic integrity at the above link.

- Failure of any student to meet any part of the ASU Student Code of Conduct maybe reported to the office of Student Affairs.

DISRUPTIVE, THREATENIG OR VIOLENT BEHAVIOR:

Threatening, violent, or disruptive behavior will not be tolerated in this class and will be handled in accordance with ASU policy. Self-discipline and a respect for the rights of others in the classroom or in the online classroom and university community are necessary for a conducive learning and teaching environment. Threatening, violent or disruptive behavior will result in the administrative withdrawal of the student from the class.

For more information please visit:

<https://eoss.asu.edu/dos/srr/PoliciesAndProcedures> and
<https://eoss.asu.edu/dos/saafety/ThreateningBehavior>

Students are required to read and act in accordance with university and Arizona Board of Regents policies, including:

The Academic Integrity Policy: <http://provost.asu.edu/academicintegrity>

The Student Code of Conduct: Arizona Board of Regents Policies 5-301 through 5-308:
<http://www.abor.asu.edu/1%5Fthe%5Fregents/policymanual/chap5/>

The Computer, Internet and Electronic Communications Policy

<http://www.asu.edu/aad/manuals/acd/acd125.html>

Handling Disruptive, Threatening, or Violent Individuals on Campus:

<http://www.asu.edu/aad/manuals/ssm/ssm104-02.html>

For more information, refer to: www.asu.edu/aad/manuals/acd/acd304-10.html.

TITLE IX:

Title IX is a federal law that provides that no person be excluded on the basis of sex from participation in, be denied benefits of, or be subjected to discrimination under any education program or activity. Both Title IX and university policy make clear that sexual violence and harassment based on sex is prohibited. An individual who believes they have been subjected to sexual violence or harassed on the basis of sex can seek support, including counseling and academic support, from the university. If you or someone you know has been harassed on the basis of sex or sexually assaulted, you can find information and resources at <http://sexualviolenceprevention.asu.edu/faqs/students>.

As an employee of ASU, I am a mandated reporter and obligated to report instances of reported or suspected incidences of sexual harassment.

POLICY ON SEXUAL DISCRIMINATION:

Policy on sexual discrimination as described in ACD 401, "Prohibition Against Discrimination, Harassment, and Retaliation", including the fact that the instructor is a mandated reporter and therefore obligated to report any information regarding alleged acts of sexual discrimination. Arizona State University is committed to providing an environment free of discrimination, harassment, or retaliation for the entire university community, including all students, faculty members, staff employees, and guests. ASU expressly prohibits discrimination, harassment, and retaliation by employees, students, contractors, or agents of the university based on any protected status: race, color, religion, sex, national origin, age, disability, veteran status, sexual orientation, gender identity, and genetic information. As an employee of ASU, I am a mandated reporter and obligated to report instances of reported or suspected incidences of sexual harassment.

COPYRIGHT:

Students must refrain from uploading to any course shell, discussion board, or website used by the course instructor or other course forum, material that is not the student's original work, unless the students first comply with all applicable copyright laws; faculty members reserve the right to delete materials on the grounds of suspected copyright infringement.

The course content, including lectures and other handouts, is copyrighted material. Students may not share outside the class, upload, sell, or distribute course content or notes taken during the conduct of the course (see ACD 304–06, "Commercial Note Taking Services" for more information).

THIS CONTENT IS PROTECTED AND MAY NOT BE SHARED, UPLOADED, SOLD, OR DISTRIBUTED.

SUBJECT TO CHANGE:

Information in this syllabus, other than grade, absence, and academic integrity policies, may be subject to change with reasonable advance notice (assignments, deadlines, etc.) The student is responsible for noting changes and acting accordingly. Students will be given notice of changes by email communication.

WARNING:

Please note: the course content includes images of nudity—Images such as Michelangelo’s statue of *David*, Titian’s *Venus of Urbino.*, etc.



How to Succeed in this Course

- Know that I’m here to assist you, and that you are not alone, ask questions—no matter how minor you think the question
- **READ THE SYLLABUS** and refer to it often—it contains a myriad of information. Almost all questions outside of the course content will be found within this document
- Login daily, check dates/times of exams regularly
- Read all announcements fully
- Check your ASU email frequently
- Use the study guides to facilitate your focus of study
- Make flash cards of terms/images—and study them
- Study at least 1 hour per day—this does not include time spent listening to lectures or reading
Listen to the lectures twice—once for the overview, and the second for the details pertaining to the study guide
- Buy the required eBook and do the assigned readings

Do NOT try to memorize the course material—endeavor to learn it

Memorizing vs. Learning:

MEMORIZING	LEARNING
Strives for rote learning — memorization	Strives for understanding — comprehension
Tries to learn ideas and concepts word-for-word	Converts ideas and concepts into own words
Cannot explain or formulate ideas in own words to someone else	Able to use own words to explain and formulate ideas to someone else
Cannot see how ideas apply to real life situations or case studies	Able to apply ideas to real life situations or case studies
Cannot see relevance of ideas outside the classroom and typically not sought	Seeks connections between knowledge from classroom and real world
Does not see differences, similarities, and implications of ideas	Can identify differences, similarities between ideas, and implications of these ideas
Interprets ideas literally	Realizes that there can be figurative as well as literal interpretations of ideas
Has difficulty solving problems and thinking critically about information that is presented differently from the way it was studied and/or originally presented	Able to solve problems and think critically about information that is presented differently from the way it was studied and/or originally presented

Believes there is one “right” answer for every question	Accepts that there may be more than one “right” answer to a question depending on the circumstances
---	---

I’m here to assist you. I’m only an email away, so please do not hesitate to email me with any questions or concerns throughout the course

Important Note: Any form of academic dishonesty, including cheating and plagiarism, may be reported to the office of student affairs.

Course policies are subject to change. It is the student’s responsibility to check HOLMS for corrections or updates to the syllabus. Any changes will be posted in HOLMS.